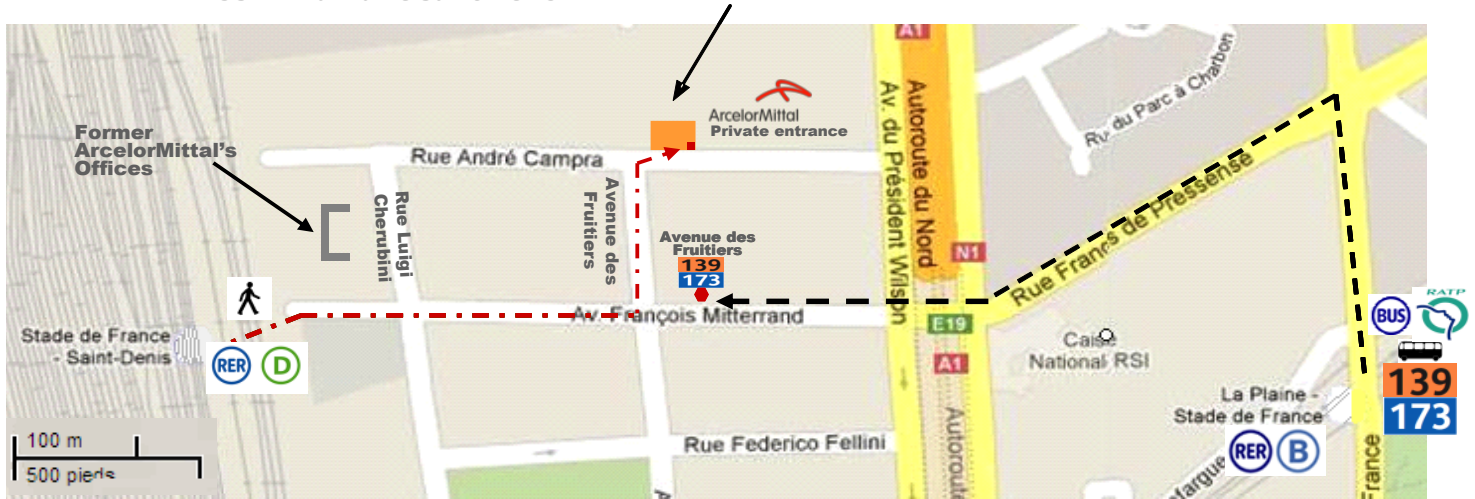




Immeuble Le Cézanne
6 rue André Campra
93212 La Plaine Saint-Denis



**CENTRE TECHNIQUE
ET DE PROMOTION
DES LAITIERS SIDERURGIQUES**





By public transportation

Nearest train station :   **Stade de France-Saint-Denis**

From Gare du Nord

  **line** direction Orry-la-Ville or Villiers Le Bel. Stop at **Stade de France-Saint-Denis**. From the station way-out walk straight on for 100 meters on **Avenue François Mitterrand**, take second left on **Avenue des Fritiers**, walk straight on, at the end of the street: building Le Cézanne.

Estimated travel time: 10 minutes.

  **line** direction Charles de Gaulle Aéroport or Mitry Claye stop at **La Plaine-Stade de France**, take a bus line **139** or **173** (Bus-stop: **Avenue des Fritiers**) or walk from the station way-out (see access map)


In both cases, estimated travel time: 30 minutes

From Gare de Lyon

  **line**, direction Orry-la-Ville or Villiers Le Bel. Stop at **Stade de France-Saint-Denis**. From the station way-out walk straight on for 100 meters on **Avenue François Mitterrand**, take second left on **Avenue des Fritiers**, walk straight on, at the end of the street: building Le Cézanne.

Estimated travel time: 15 minutes.

From Gare St Lazare

Take the Metro  **13** (direction Saint-Denis Université). Stop at **Carrefour Pleyel** Metro station. At its way-out, catch the bus line **139** - direction Porte de La Villette - Bus-stop: **Avenue des Fritiers**.

Estimated travel time: 30 minutes.

From Gare Montparnasse

Take the Metro  **4** (direction Porte de Clignancourt) Stop at **Les Halles** Metro station, change for   **line** (direction Orry-la-Ville or Villiers Le Bel. Stop at **Stade de France-Saint-Denis**. From the station way-out walk straight on for 100 meters on **Avenue François Mitterrand**, take second left on **Avenue des Fritiers**, walk straight on, at the end of the street: building Le Cézanne.

Estimated travel time: 35 minutes.

By car

From Paris – Boulevard périphérique

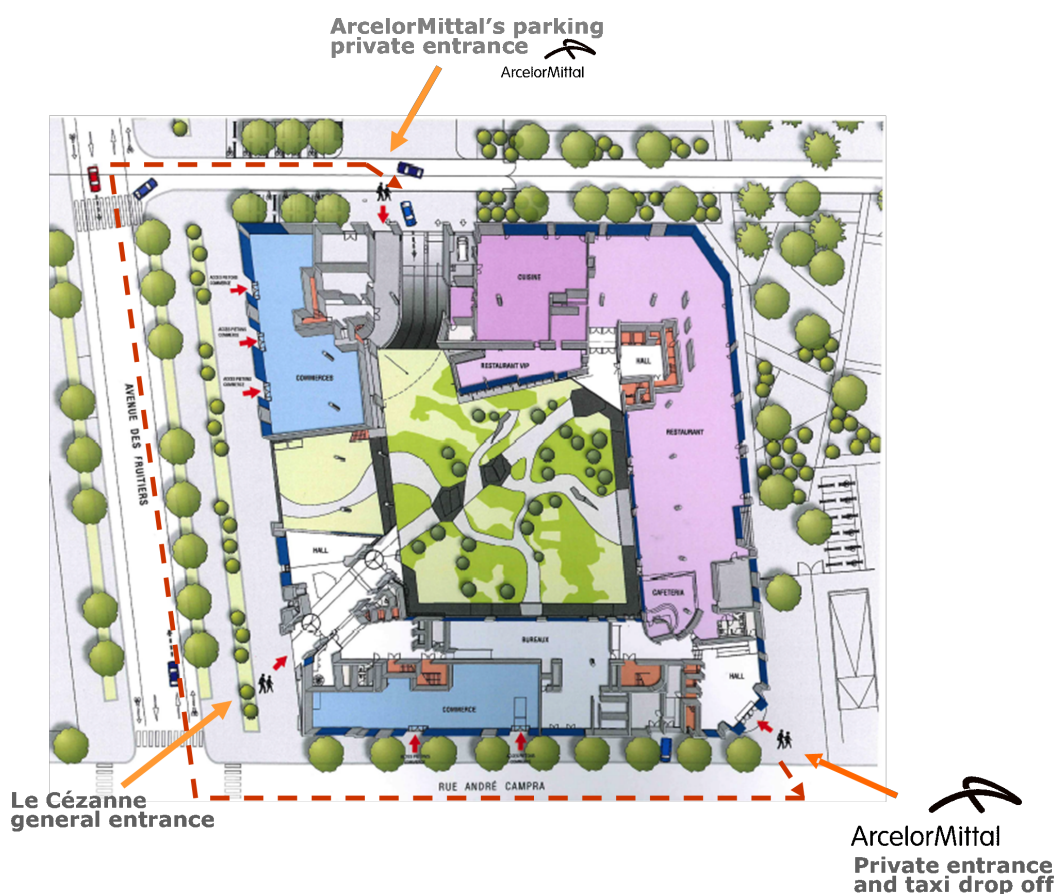
Exit sign **Porte de la Chapelle** take **Avenue de la Porte de la Chapelle**, turn right direction **Charles de Gaulle, Saint-Denis, Lille**. Enter into Saint-Denis by **Avenue du Président Wilson**, turn left on **Rue du Landy**, then second right **Rue des Cheminots** which name changes into **Rue Luigi Cherubini** afterwards and finally turn right on **Rue André Campra**.

From A 86

Exit sign **N°9 Saint-Denis – La Plaine, Stade de France**. Turn right **Rue des Trémies** direction La Courneuve-Centre, Aubervilliers, Saint-Denis – La Plaine. Enter into Saint-Denis, take **Avenue du Stade de France**, then turn right **Rue Francis de Pressensé**. Carry on straight ahead on **Avenue François Mitterrand**, take first right **Avenue des Fruitières**, straight ahead, at its end: **Rue André Campra**.

From A 1

Follow **Saint-Denis – La Plaine, Stade de France** to join A86. Exit sign n **N°9 Saint-Denis – La Plaine, Stade de France** Turn right **Rue des Trémies** direction **Stade de France** Enter into Saint-Denis, take **Avenue du Stade de France**, turn right **Rue Francis de Pressensé**. Carry on straight ahead on **Avenue François Mitterrand**, take first right on **Avenue des Fruitières**, straight ahead, at its end: **Rue André Campra**.



Parking special instructions

To access to ArcelorMittal's private parking, visitors must go first to the ArcelorMittal Private entrance to be given an entry pass to enter both the private parking and the building (way to the parking follow the — — — — on the above map).

The parking is located in Hall 3 and Visitors parking lots are dedicated to ArcelorMittal. To take the lift and return to ArcelorMittal's private entrance ground floor, the entry pass must be presented to the badge reader.

Rules for visitors

Visitors to ArcelorMittal's offices in building Le Cézanne must enter the building through the private ArcelorMittal entrance located at **6 rue André Campra**.

They will be delivered an entry pass to the building in exchange of a proof of identity. This identity document will be given back in exchange of the entry pass upon departure.

They should always be accompanied by their host to access floors and offices